

**CITIZEN'S GUIDE TO LOCAL UNIT FINANCES - Keweenaw (42)**

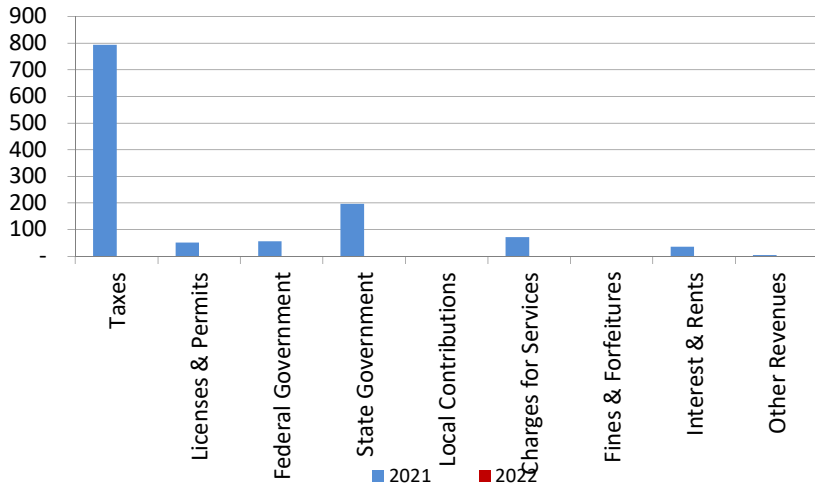
1. Where our money comes from (all governmental funds)

- Taxes
- Licenses & Permits
- Federal Government
- State Government
- Local Contributions
- Charges for Services
- Fines & Forfeitures
- Interest & Rents
- Other Revenues

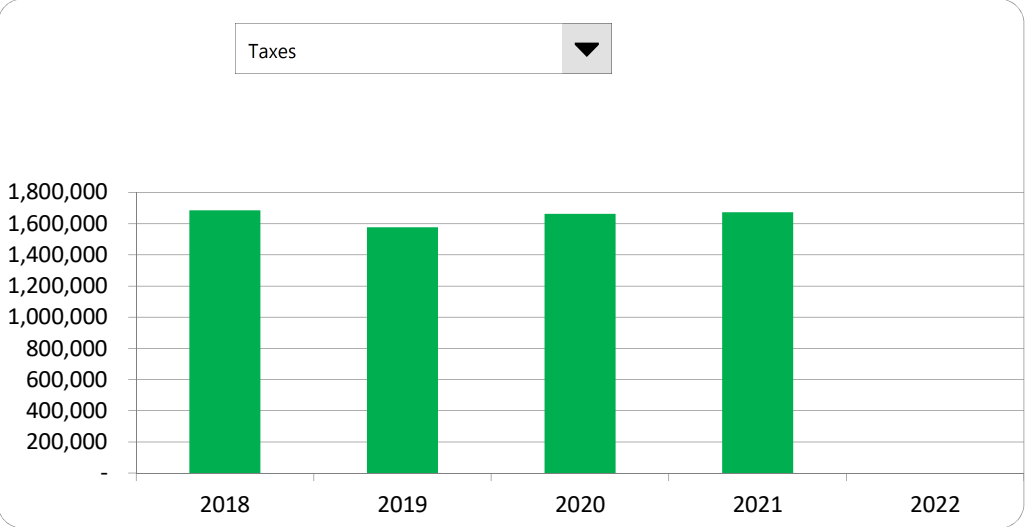
2. Compared to the prior year

	<u>2021</u>	<u>2022</u>	<u>% change</u>
Taxes	\$ 1,672,949	\$ -	-100.00%
Licenses & Permits	107,694	-	-100.00%
Federal Government	117,685	-	-100.00%
State Government	415,288	-	-100.00%
Local Contributions	-	-	N/A
Charges for Services	150,100	-	-100.00%
Fines & Forfeitures	2,025	-	-100.00%
Interest & Rents	75,927	-	-100.00%
Other Revenues	8,157	-	-100.00%
<b>Total Revenues</b>	<b><u>\$ 2,549,825</u></b>	<b><u>\$ -</u></b>	<b>-100.00%</b>

3. Revenue sources per capita - compared to the prior year



4. Historical trends of individual sources



Commentary:

For more information on our unit's finances, contact Eric Hermanson at 906 337 1625.

**CITIZEN'S GUIDE TO LOCAL UNIT FINANCES - Keweenaw (42)**

**EXPENDITURES**

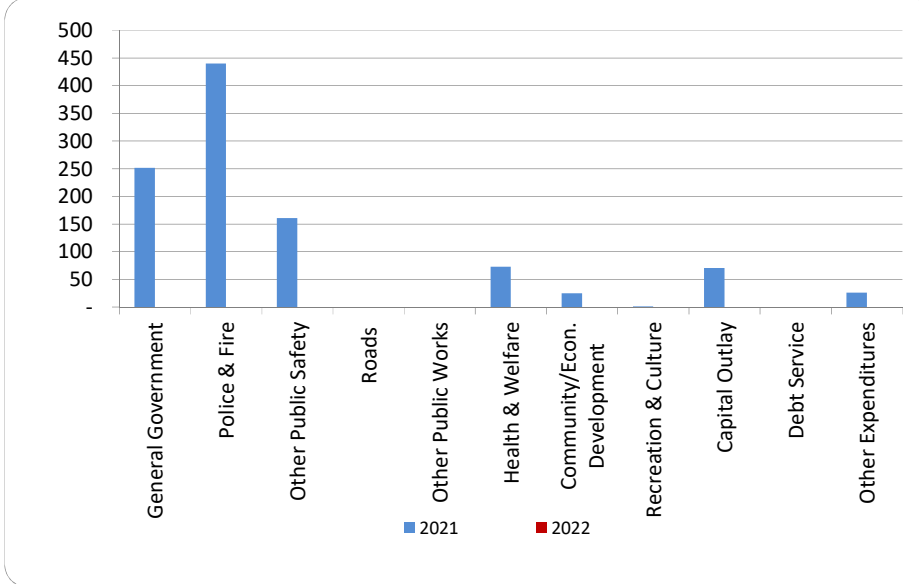
1. Where we spend our money (all governmental funds)

- General Government
- Police & Fire
- Other Public Safety
- Roads
- Other Public Works
- Health & Welfare
- Community/Econ. Development
- Recreation & Culture
- Capital Outlay
- Debt Service
- Other Expenditures

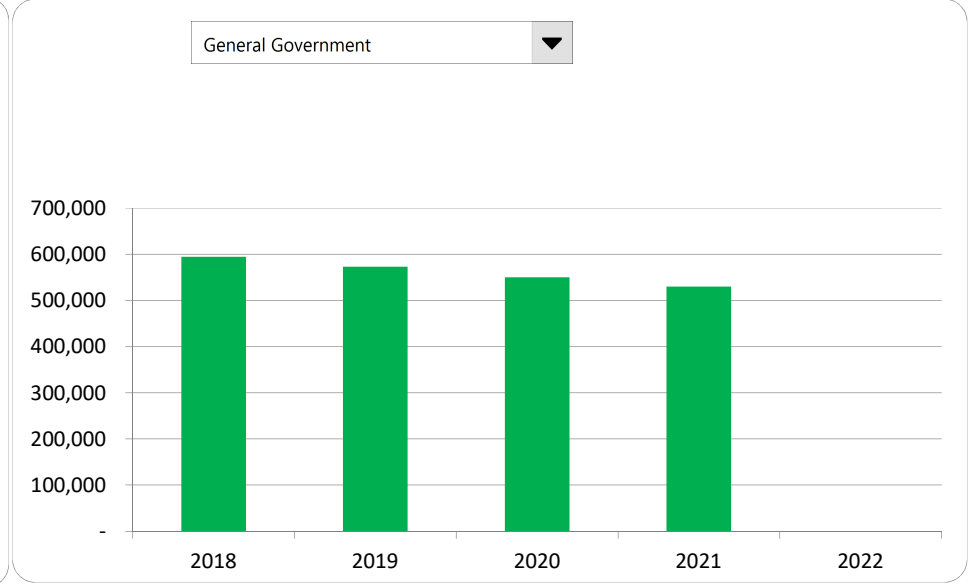
2. Compared to the prior year

	<u>2021</u>	<u>2022</u>	<u>% change</u>
General Government	\$ 530,182	\$ -	-100.00%
Police & Fire	926,431	-	-100.00%
Other Public Safety	338,706	-	-100.00%
Roads	-	-	N/A
Other Public Works	-	-	N/A
Health & Welfare	153,793	-	-100.00%
Community/Econ. Development	51,912	-	-100.00%
Recreation & Culture	2,344	-	-100.00%
Capital Outlay	148,796	-	-100.00%
Debt Service	-	-	N/A
Other Expenditures	<u>54,366</u>	-	-100.00%
<b>Total Expenditures</b>	<b><u>\$ 2,206,530</u></b>	<b><u>\$ -</u></b>	<b>-100.00%</b>

3. Spending per capita - compared to the prior year



4. Historical trends of individual departments:



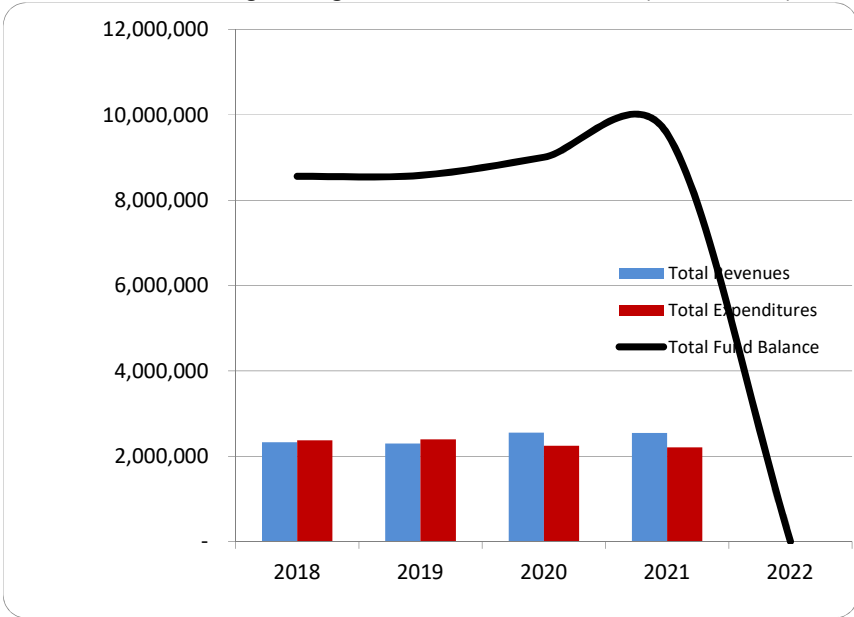
Commentary:

For more information on our unit's finances, contact Eric Hermanson at 906 337 1625.

**CITIZEN'S GUIDE TO LOCAL UNIT FINANCES - Keweenaw (42)**

**FINANCIAL POSITION**

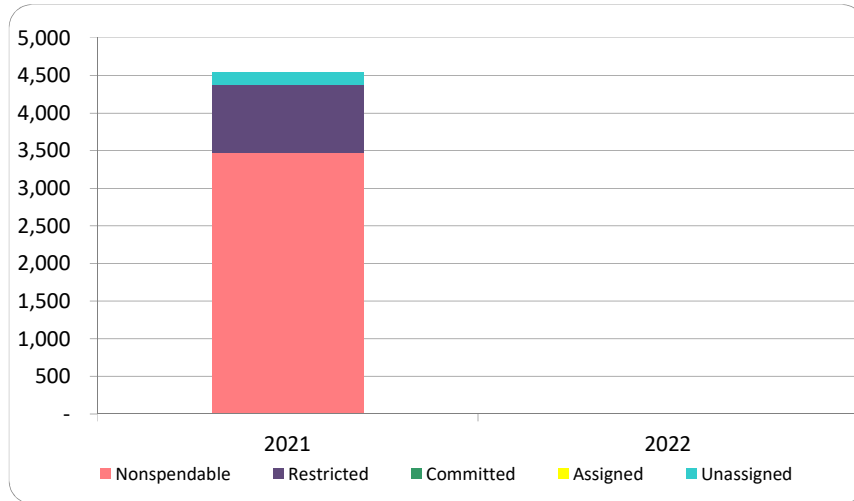
1. How have we managed our governmental fund resources (fund balance)?



2. Compared to the prior year

	2021	2022	% change
Revenue	2,549,825	-	-100.00%
Expenditures	2,206,530	-	-100.00%
Surplus (shortfall)	343,295	-	-100.00%
Fund balance, by component:			
Nonspendable	7,315,651	-	-100.00%
Restricted	1,901,890	-	-100.00%
Committed	-	-	N/A
Assigned	-	-	N/A
Unassigned	341,060	-	-100.00%
total fund balance	9,558,601	-	-100.00%

3. Fund balance per capita - compared to the prior year



4. Historical trends of individual components



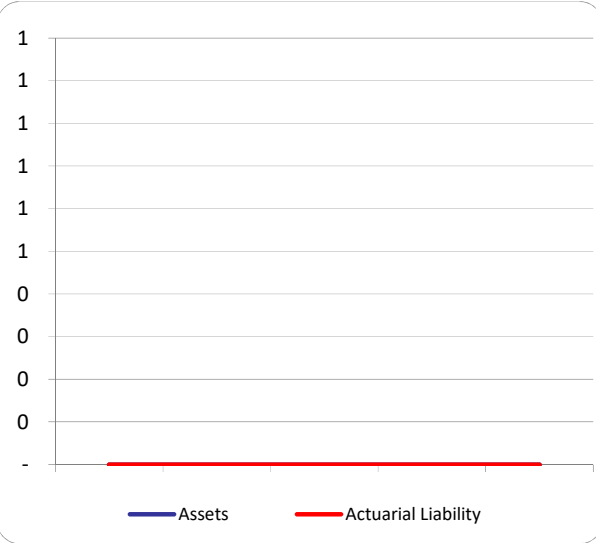
Commentary:

For more information on our unit's finances, contact Eric Hermanson at 906 337 1625.

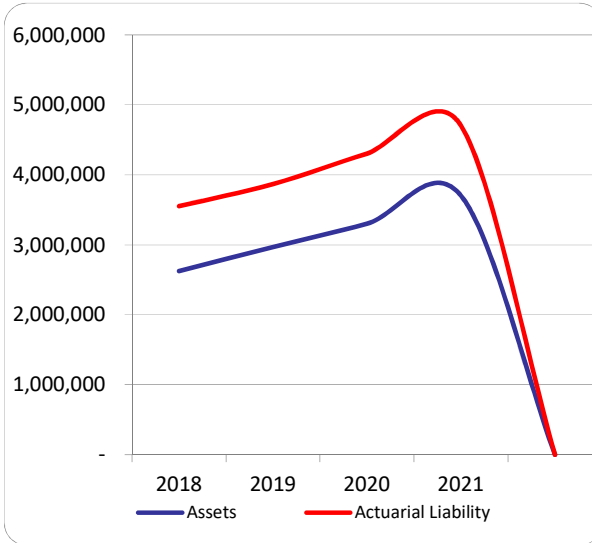
**CITIZEN'S GUIDE TO LOCAL UNIT FINANCES - Keweenaw (42)**

**OTHER LONG TERM OBLIGATIONS**

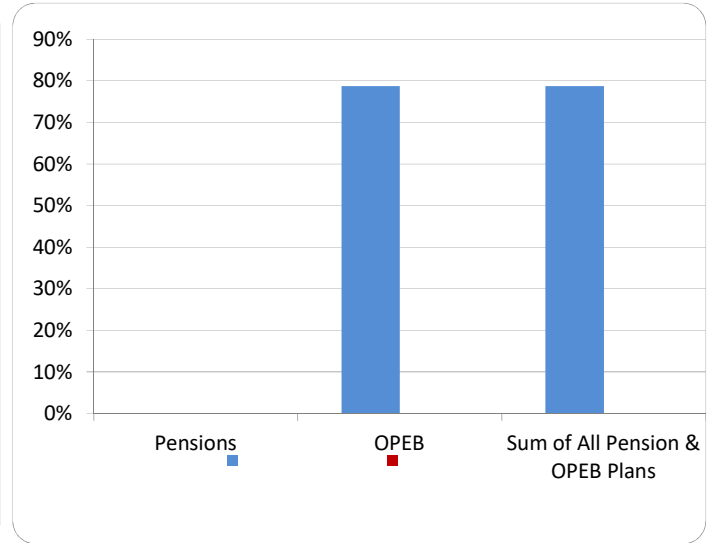
1. Pension funding status



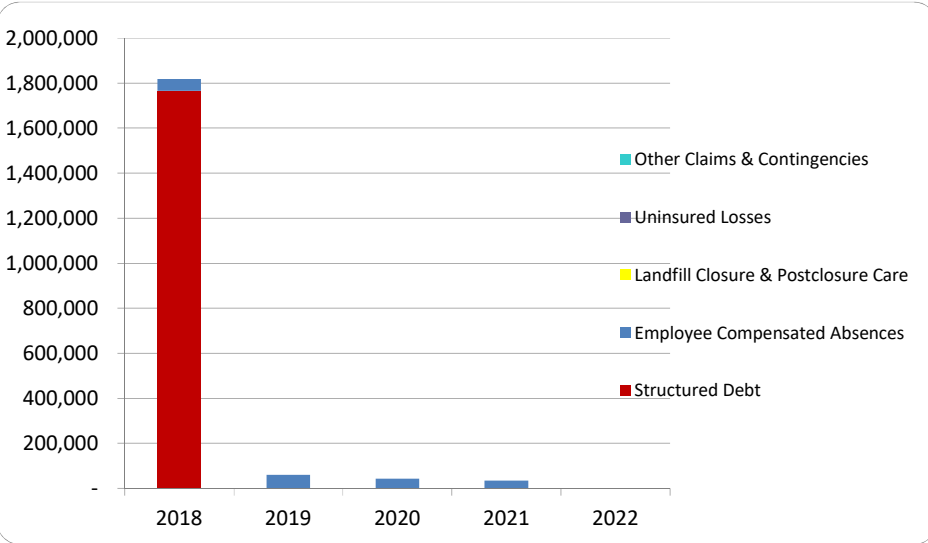
2. Retiree Health care funding status



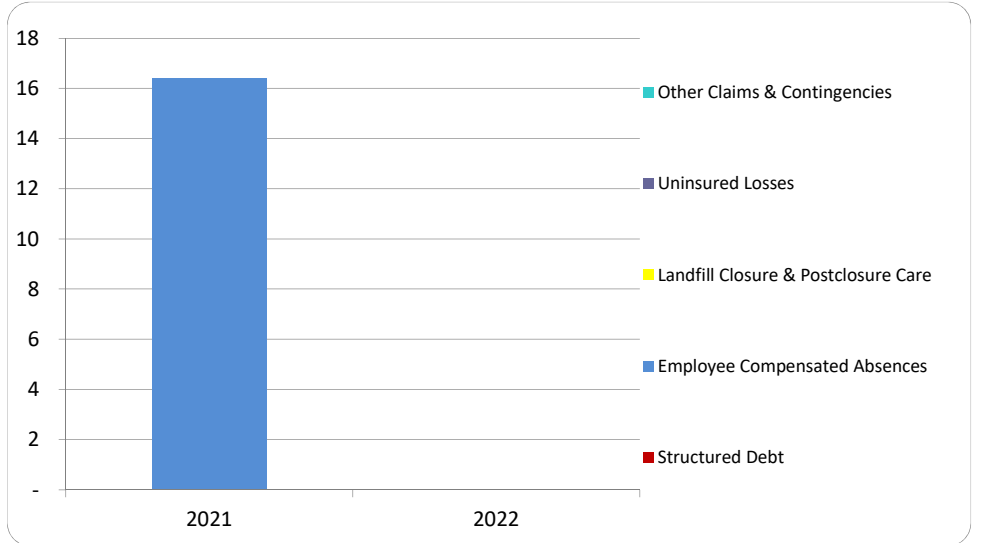
3. Percent funded - compared to the prior year



4. Long Term Debt obligations:



5. Debt & other long term obligations per capita - compared to the prior year



Commentary:

For more information on our unit's finances, contact Eric Hermanson at 906 337 1625.